

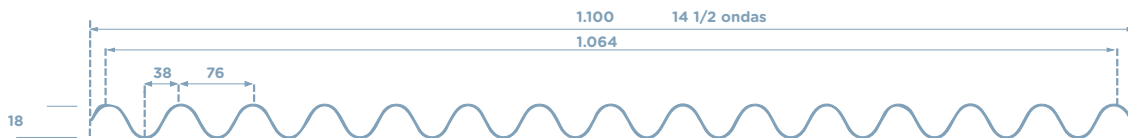


# CHAPAS




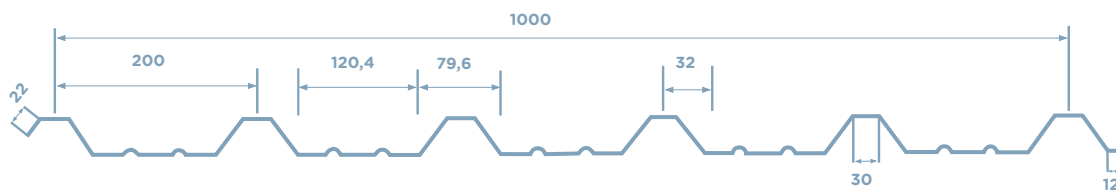
## Chapa ondulada

Espessura de 0,5 a 0,6 mm. Cortada sob medida.



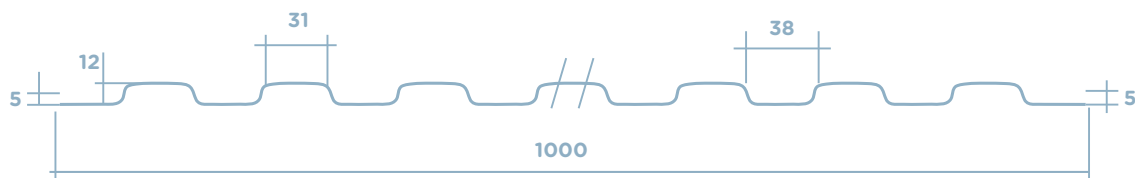
## Chapa trapezoidal

Espessura de 0,5 a 0,6 mm. Cortada sob medida.



## Chapa pegaso

A frio e galvanizada. Largura: 500 mm e 1000 mm. Espessura: 0,9 mm/1 mm. Peso: 4,334 kg/4,725 kg.




# CHAPA

## CHAPAS




### **Chapa laminada a frio**

De 0,5 a 3 mm. Cortada sob medida.




### **Chapa galvanizada**

De 0,4 a 3 mm. Cortada sob medida.



### **Chapa preta**


Desde 1,5 a 12 mm. Cortada sob medida.




### **Chapa decapada**

De 1,5 a 6 mm. Cortada sob medida.

# PLACAS




**Chapa xadrez de 3/5,  
4/6, 5/7, 6/8**



**Chapa estriada de 3/5,  
4/6, 5/7, 6/8**



**Chapa pre-pintada 0,5 hasta 1,5 mm**  
Todas as cores.



**Chapa cortada sob medida**

