

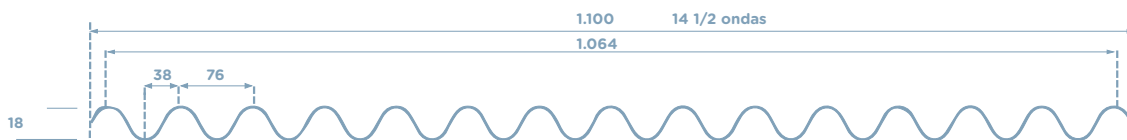


CHAPAS




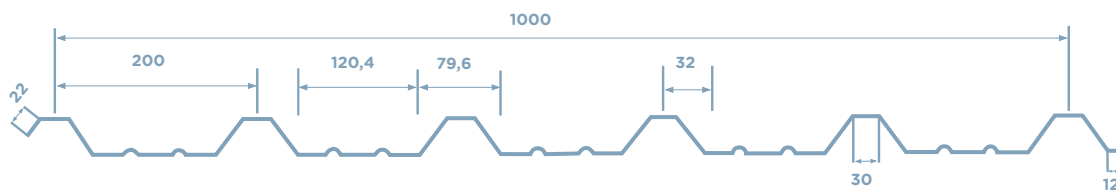
Chapa ondulada

Espesor 0,5 a 0,6 mm. Cortada a medida.



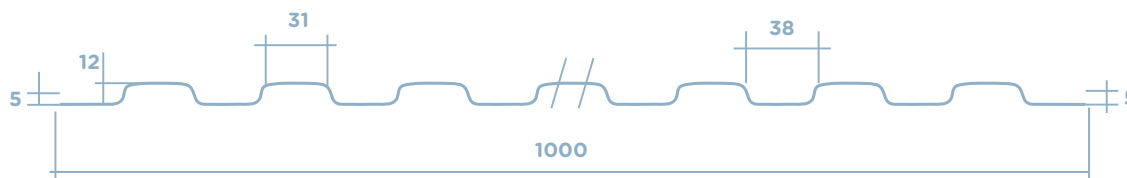
Chapa trapezoidal

Espesor 0,5 a 0,6 mm. Cortada a medida.




Chapa pegaso

En frío y galvanizada. 500 y 1000 ancho.
Espesor: 0,9 mm./1 mm.
Peso: 4,334 kg./4,725 kg.




CHAPA

CHAPAS




Chapa blanca

Desde 0,5 a 3 mm. Cortada a medida.




Chapa galvanizada

Desde 0,4 a 3 mm. Cortada a medida.



Chapa negra

Desde 1,5 a 12 mm. Cortada a medida.




Chapa decapada

Desde 1,5 a 6 mm. Cortada a medida.




**Chapa lagrimada de 3/5,
4/6, 5/7, 6/8**



**Chapa estriada de 3/5,
4/6, 5/7, 6/8**



Chapa prelacada 0,5 hasta 1,5 mm
Todos los colores.



Chapa cortada a medida

